


Jamocor

Corrosion Resistant Architectural Style Fiberglass Reinforced Plastic Doors and Frames

- *Superior Corrosion Resistance – Guaranteed for Life*
- *Smooth Gloss Surface Doors and Color pigmented Frames*
- *Monolithic Press Molded Doors*
- *Architectural Builders Hardware or Preps*



STANDARD BASIC SPECIFICATIONS

Supply where Fiberglass Reinforced Plastic (FRP) doors are indicated on plans. Jamocor (FRP) Door Panels utilizing all composite construction. Fiberglass edges shall be nominal 3/8" thick, molded to Door face plates to create a seamless monolithic panel that is machine tooled for accuracy and smoothness. Edge thickness is to be increased by use of 3/8" solid internal FRP stiffener reinforcements molded in place at hinge and latch as required. Insulating cores are standard with internal reinforcements and various core options as may be required. Molded 25 mil gelcoat plates

utilize specialty resins for corrosion resistance, fire resistance, or FDA performance options as required. Resins are reinforced with glass fiber mats and or woven roving, with standard nominal 1/8" thick plate thickness. Standard single Doors up to 4' x 8' and Double Doors up to 8' x 8' are offered.

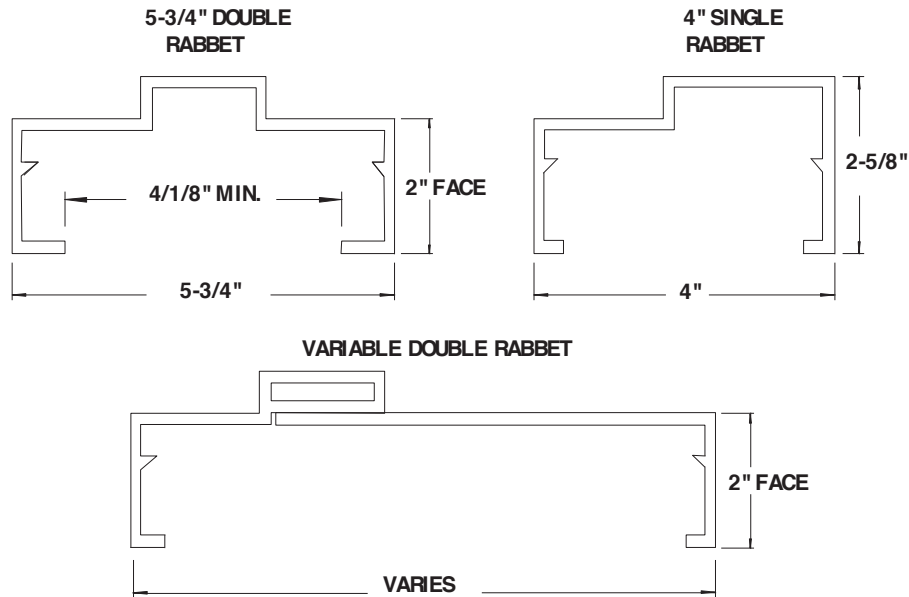
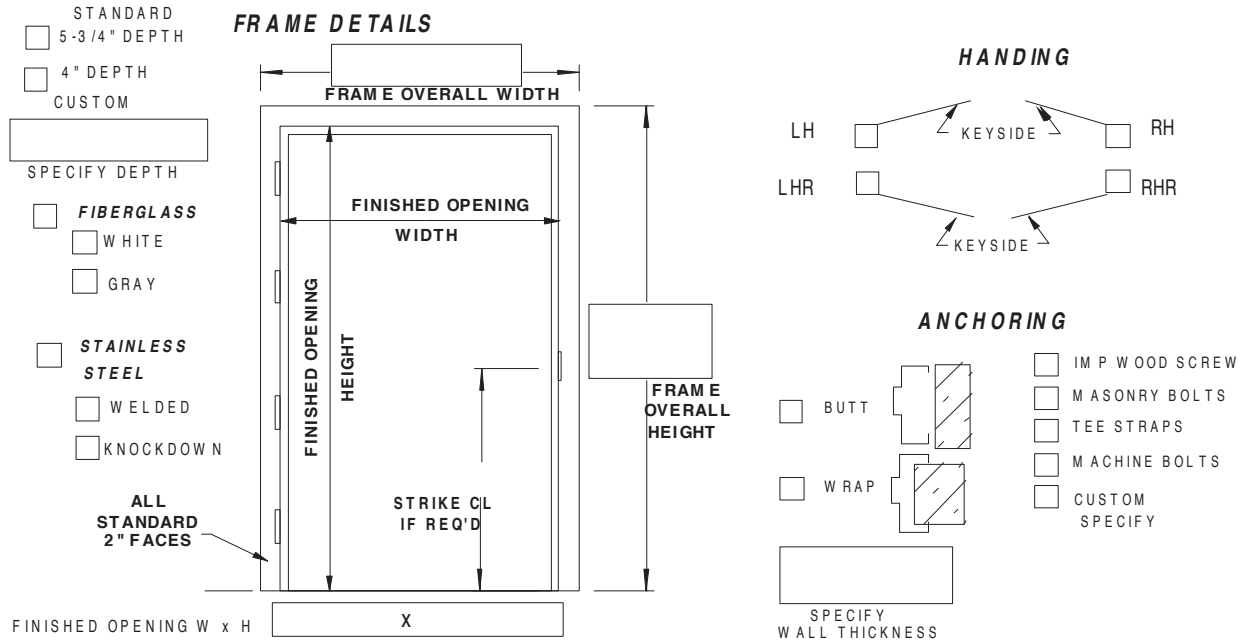
Fiberglass Frames from FRP structural pultrusions designed with integrally molded standard colors, comparable in strength to 16 gauge Hollow metal frames. Jamb to header joints mitered and reinforced as required.

Frames are of various profiles to fit all applications shall be no less than 3/16" thick and have an industry standard 2" face with no attachment screws in the face.

Hardware meeting ANSI/BHMA Grade 1 standards may be Factory furnished and Factory installed. Alternately, Factory preparations are offered for hardware as furnished by others as requested.

STANDARD DESIGN OPTIONS

1. Stainless Steel Ball Bearing Hinges, Chrome or Stainless Steel, Locking or Passage Latchsets, Panic Bars, or Push Pulls.
2. Stainless Steel Kickplates in standard 10", 18", 24", or 36" height 2" Less than Door Width.
3. Head and Jamb Gasketing, Door bottom Sweeps, and or Thresholds.
4. Polymer or Stainless Steel Lite Kit moldings with Safety Glass or Polycarbonate glazing in Single or Double Pane for insulating requirements. Standard Sizes include: 6" x 30", 12" x 12", 18" x 18", 24" x 24", or 24" x 30".
5. Fire Retardant Resins, FDA resins, Polypropylene Honeycomb core, Balsa wood core.
6. Transom Panels of same construction as door panel.
7. 16 Gauge Stainless Steel Doors and Frames, Knockdown, Face welded, or Fully welded in Type 304 or Type 316 up to 14 Gauge.
8. Fire rated Stainless Steel Doors and Frames up to 3 Hour Rated.



INSTALLATION POINTS:

1. Once received on job site, all damage to crating shall be reported to the freight company. All materials shall be stored in original crating, vertically on end, to prevent damage.
2. Install Doors and Frames in accordance with Jamotuf instructions and applicable portions of SDI 100. If opening is in a cold Storage area, prepare any exposed bucks with suitable moisture protection, caulk all penetrations/joints with suitable sealant.
3. Install Frames Level, Plumb and Square and attach securely to suitable substrate using anchors provided prior to hanging door.
4. Do not cut or otherwise alter the integrity of the door without factory instructions. Install Hardware and seals as applicable.

JAMOTUF

Jamotuf, LLC
 A Division Of Jamison Door Company
 P.O. Box 70, Hagerstown, MD 21741-0070
 PH. 800-532-3667
 FAX. 301-733-3100